

Scaled data based on original data using
LM-79-08 Approved Method: Electrical and Photometric Measurements of Solid-
State Lighting Products

Test Report Prepared for
Cooper Lighting Solutions
(formerly Eaton)

Brand: INVUE

Report Number: P400740

Luminaire Tested: **ENT-SA1-730-U-T2-XXB**

Issue Date: 5/20/2020

Test Information

Test Method: LM-79-08
Report Number: P400740
TEST IS SCALED FROM IESNA LM-79-08 TEST DATA (G1-2004-754-11)
Test Lab: INNOVATION CENTER
Issue Date: 5/20/2020
Manufacturer: COOPER LIGHTING SOLUTIONS (FORMERLY EATON)
Product Line: INVUE
Catalog Number: ENT-SA1-730-U-T2-XXB
Description: ENTRI LED LUMINAIRE
(1) 70 CRI, 3000K LIGHTSQUARE IN BATTERY OPERATION WITH 16 LEDS AND TYPE II OPTICS
Light Source: -
Ballast/Driver: ELECTRONIC DRIVER

Summary

Lumens per Lamp: N/A
Luminaire Lumens: 700.1 lumens
Efficiency: N/A
Efficacy: 53.9 lumens/watt
Luminous Opening: Rectangular (W 0.5' x L: 0.5' x H: 0')
IES Classification: Type III - Medium - Non-Cutoff
BUG Rating: B0 - U0 - G0

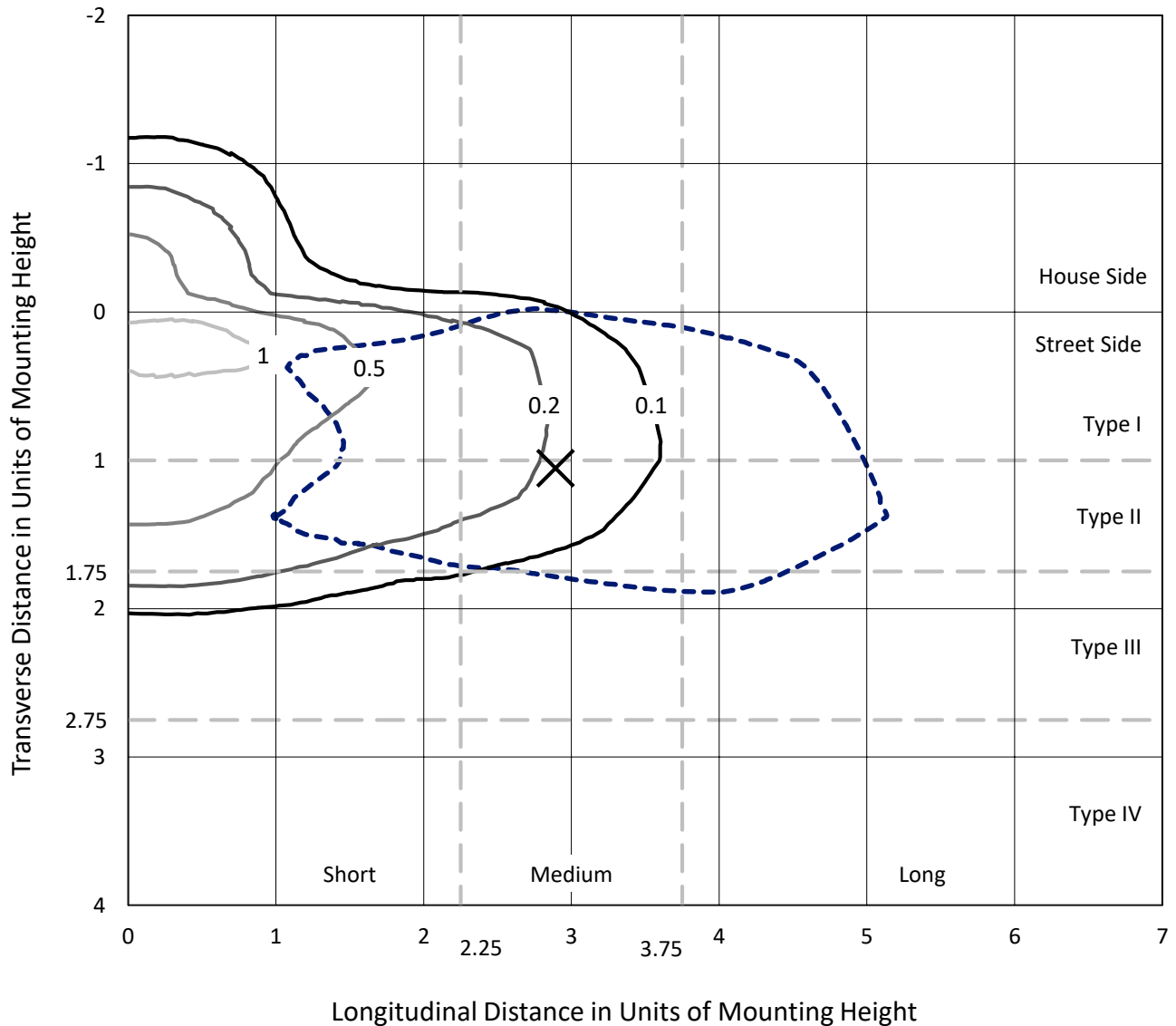
Input Watts (W): 13
Input Voltage (V): NR
Input Current (Ain): NR
Voltage Rise (V): NR
Power Factor: NR
Total Harmonic Distortion (THDi): NR
Frequency (hertz): 60
Stabilization Time: NR
Operation Time: NR
Ambient Temperature (°C): NR
Test Distance: 25 FT



REPORT NUMBER: P400740
 CATALOG NUMBER: ENT-SA1-730-U-T2-XXB

Iso-Footcandle Lines of Horizontal Illumination

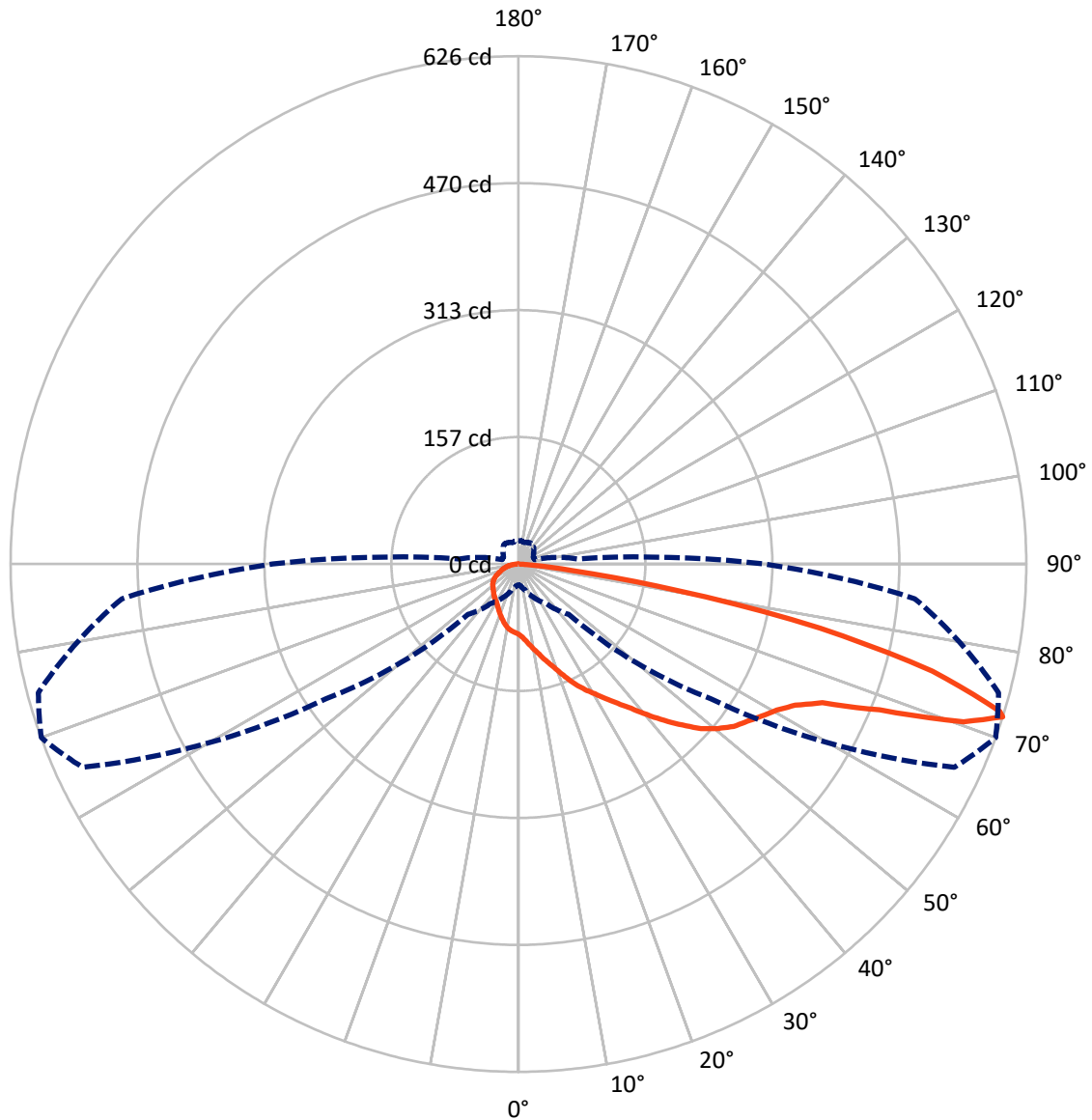
× Max cd
 - - - 1/2 Max cd



Based on 10 foot mounting height. Maximum calculated value = 1.2 fc
 Type III - Medium - Non-Cutoff

REPORT NUMBER: P400740
CATALOG NUMBER: ENT-SA1-730-U-T2-XXB

Luminous Intensity Polar Plot



— Vertical Plane Through 70-Deg Lateral - - - Horizontal Cone Through 72-Deg Vertical

REPORT NUMBER: P400740

CATALOG NUMBER: ENT-SA1-730-U-T2-XXB

FLUX DISTRIBUTION:

		Downward	Upward	Total
House Side	Lumens	130.1	0.0	130.1
	% Fixture	18.6	0.0	18.6
Street Side	Lumens	570.0	0.0	570.0
	% Fixture	81.4	0.0	81.4
Total	Lumens	700.1	0.0	700.1
	% Fixture	100.0	0.0	100.0

Coefficient of Utilization

ZONAL LUMENS:

Zone	Lumens	% Fixture
0°-10°	8.7	1.2
10°-20°	28.0	4.0
20°-30°	49.5	7.1
30°-40°	73.6	10.5
40°-50°	106.8	15.3
50°-60°	145.9	20.8
60°-70°	159.7	22.8
70°-80°	113.6	16.2
80°-90°	14.3	2.0
90°-100°	0.0	0.0
100°-110°	0.0	0.0
110°-120°	0.0	0.0
120°-130°	0.0	0.0
130°-140°	0.0	0.0
140°-150°	0.0	0.0
150°-160°	0.0	0.0
160°-170°	0.0	0.0
170°-180°	0.0	0.0
0°-90°	700.1	100.0
0°-180°	700.1	100.0



REPORT NUMBER: P400740

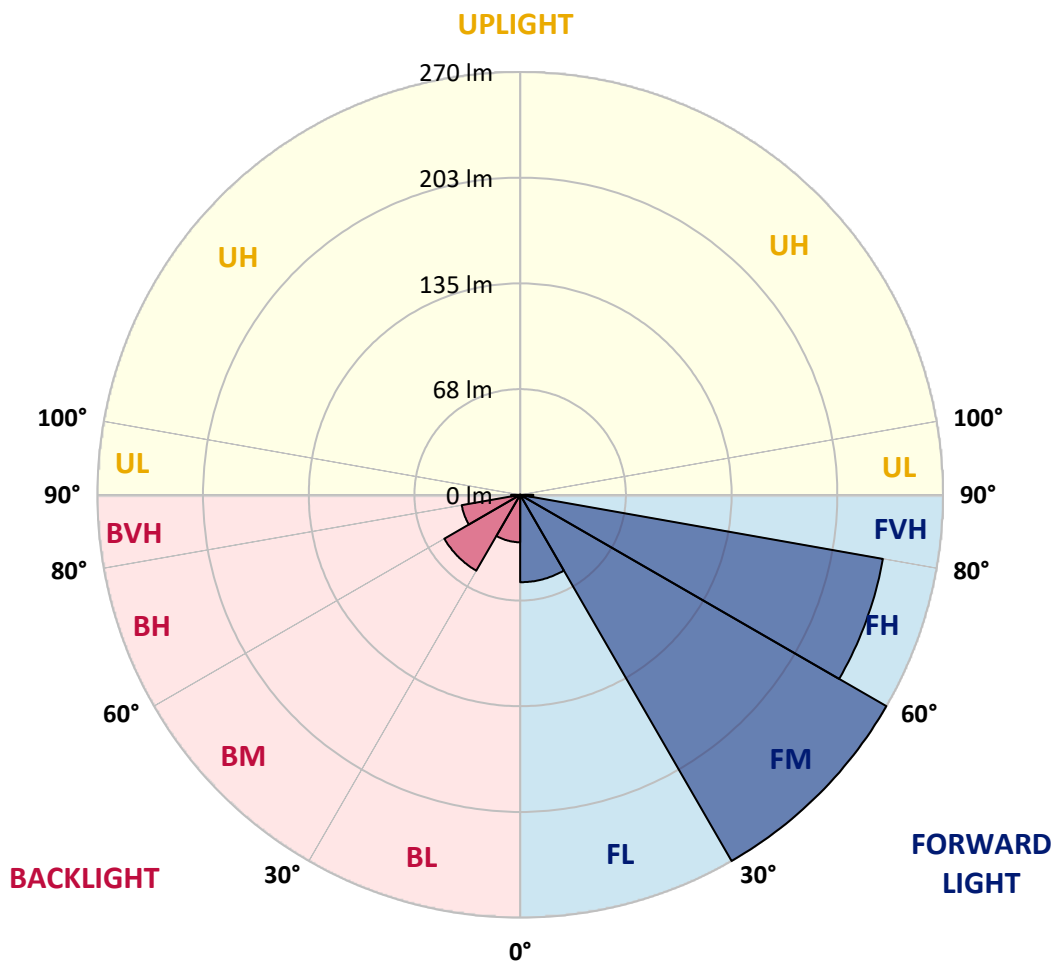
CATALOG NUMBER: ENT-SA1-730-U-T2-XXB

LUMINAIRE CLASSIFICATION SYSTEM LUMEN TABLE AND BUG RATING:

Zone		Lumens	% Fixture	Zone Rating/Lumen Limit		
				B	U	G
FL	(0°-30°)	55.9	8.0			
FM	(30°-60°)	270.3	38.6			
FH	(60°-80°)	235.4	33.6			G0/660
FVH	(80°-90°)	8.4	1.2			G0/10
BL	(0°-30°)	30.3	4.3	B0/110		
BM	(30°-60°)	56.0	8.0	B0/220		
BH	(60°-80°)	37.9	5.4	B0/110		G0/110
BVH	(80°-90°)	5.8	0.8			G0/10
UL	(90°-100°)	0.0	0.0		U0/0	
UH	(100°-180°)	0.0	0.0		U0/0	

BUG Rating: B0-U0-G0

Type III Medium



REPORT NUMBER: P400740

CATALOG NUMBER: ENT-SA1-730-U-T2-XXB

CANDELA DISTRIBUTION (FULL):

	0°	5°	15°	25°	35°	45°	55°	65°	70°	75°	85°
0°	86.7	86.7	86.7	86.7	86.7	86.7	86.7	86.7	86.7	86.7	86.7
2.5°	96.4	95.9	96.0	95.1	94.6	93.4	92.1	90.7	90.0	89.5	87.8
5°	105.8	105.8	106.2	105.5	103.6	101.6	99.3	96.2	94.9	93.1	89.7
7.5°	113.6	113.8	113.8	113.6	111.9	109.7	106.7	102.9	100.8	98.2	92.9
10°	117.6	118.1	118.5	118.8	118.6	117.3	113.9	110.0	107.1	103.7	96.6
12.5°	119.6	119.8	120.5	122.0	123.2	124.2	121.7	117.1	114.2	110.1	100.6
15°	121.8	121.8	122.5	124.4	126.7	129.4	129.1	125.5	122.4	117.3	105.7
17.5°	123.2	123.6	124.9	126.9	130.1	134.6	136.9	134.9	130.9	125.5	111.2
20°	122.4	122.7	125.3	129.2	133.3	139.1	144.9	144.9	141.1	134.9	117.3
22.5°	123.9	124.4	126.2	129.9	135.5	143.0	152.5	155.8	152.5	145.7	124.4
25°	129.7	129.5	131.0	132.5	137.3	146.6	159.0	167.5	164.5	157.0	131.3
27.5°	138.1	138.1	138.9	138.8	140.5	149.6	164.7	177.8	175.3	166.3	137.0
30°	147.8	148.0	147.8	147.7	147.4	153.7	169.8	187.0	185.7	176.8	142.2
32.5°	159.6	160.1	159.3	157.3	156.1	159.6	174.1	197.3	197.7	187.2	147.3
35°	174.4	175.2	172.2	169.3	166.3	167.9	179.1	207.0	211.0	199.0	153.5
37.5°	189.2	190.5	190.0	182.2	178.0	177.9	186.5	219.1	225.8	214.4	162.3
40°	201.7	202.8	203.4	196.3	190.5	190.3	197.4	231.7	244.0	232.1	172.7
42.5°	210.0	211.0	212.8	208.6	203.2	205.7	209.4	244.2	263.6	253.7	185.5
45°	219.0	219.8	220.9	218.5	215.7	222.9	224.6	258.1	283.2	276.9	200.5
47.5°	228.6	229.4	230.0	228.2	227.2	237.3	239.5	272.3	303.0	300.9	215.1
50°	239.2	239.5	240.1	239.2	239.5	250.4	251.8	284.8	318.7	325.9	230.3
52.5°	257.4	257.8	258.0	253.7	252.2	258.7	261.7	298.1	332.5	346.7	243.7
55°	271.8	273.2	279.5	276.7	273.1	264.6	269.9	308.8	342.3	366.1	257.7
57.5°	260.0	263.2	278.9	292.1	302.2	281.9	279.6	319.8	353.6	382.8	274.0
60°	225.7	230.4	253.2	280.7	313.4	321.6	299.5	333.5	365.9	400.2	291.5
62.5°	156.5	161.3	192.8	236.7	294.5	344.3	354.0	357.8	383.0	418.0	314.3
65°	75.0	79.9	105.9	152.2	232.6	329.7	417.5	408.2	411.8	440.5	347.9
67.5°	47.7	50.3	60.5	82.9	135.3	256.8	440.2	508.5	479.9	492.6	414.8
70°	34.9	35.5	44.3	57.4	80.3	150.0	388.8	604.6	582.2	580.8	495.4
72°	25.8	26.8	33.6	45.8	59.4	87.7	289.3	592.9	626.0	612.7	490.6
72.5°	24.3	25.1	31.0	43.3	56.1	77.0	259.2	579.3	620.6	613.6	481.4
75°	17.7	18.3	21.2	30.8	43.4	44.6	138.4	444.6	527.0	585.8	436.4
77.5°	12.2	12.6	14.1	18.9	29.7	30.2	58.7	303.6	380.4	468.4	335.7
80°	7.4	7.6	8.5	10.3	18.9	17.9	24.2	158.7	198.5	254.7	155.7
82.5°	3.1	3.2	3.7	4.1	8.0	8.5	9.8	51.8	65.7	79.6	44.9
85°	0.0	0.0	0.1	0.1	0.2	0.9	1.4	6.4	9.7	11.6	8.1
87.5°	0.0	0.0	0.1	0.1	0.1	0.2	0.2	0.3	0.4	0.4	0.6
90°	0.0	0.0	0.0	0.0	0.0	0.0	0.0	0.0	0.0	0.0	0.0



REPORT NUMBER: P400740

CATALOG NUMBER: ENT-SA1-730-U-T2-XXB

CANDELA DISTRIBUTION (continued):

	90°	95°	105°	115°	125°	135°	145°	155°	165°	175°	180°
0°	86.7	86.7	86.7	86.7	86.7	86.7	86.7	86.7	86.7	86.7	86.7
2.5°	87.0	86.6	85.4	84.4	83.6	82.3	82.2	81.2	81.2	80.9	80.7
5°	88.4	87.1	84.7	82.5	80.9	79.0	78.1	77.0	76.3	75.9	76.0
7.5°	90.2	88.0	83.9	80.2	77.2	74.8	73.4	72.5	72.0	71.8	71.8
10°	92.7	89.3	82.6	77.0	73.2	71.4	70.7	70.6	70.7	70.8	70.9
12.5°	95.5	90.2	80.2	73.2	70.2	69.5	69.9	70.8	71.6	71.9	71.9
15°	98.4	90.8	76.9	69.7	67.9	68.6	70.0	71.7	73.0	73.8	74.0
17.5°	101.4	90.9	73.4	66.5	65.9	67.7	70.2	72.9	75.0	76.3	76.5
20°	104.6	90.7	69.3	63.6	63.9	66.9	70.4	74.1	76.9	78.6	78.8
22.5°	108.1	89.9	65.3	60.8	62.2	66.1	70.2	74.5	77.5	79.5	79.9
25°	111.5	88.3	61.3	58.3	61.0	65.3	69.2	72.9	75.8	77.7	78.2
27.5°	113.3	84.9	57.5	56.4	60.1	64.1	66.9	69.4	71.0	72.2	72.7
30°	113.6	80.1	54.4	55.1	59.1	62.4	64.0	64.4	64.1	64.5	64.0
32.5°	113.0	74.9	51.9	54.1	57.5	60.0	60.4	59.2	57.4	54.9	55.0
35°	112.6	69.2	49.9	52.7	55.4	57.0	56.3	54.4	51.0	48.0	47.8
37.5°	113.3	64.0	48.2	50.9	52.7	53.4	52.4	49.9	46.9	44.3	44.0
40°	115.3	60.2	46.6	48.9	49.8	50.3	49.1	46.9	45.7	43.8	43.5
42.5°	119.2	57.6	45.1	46.7	47.1	47.6	46.4	44.9	46.0	45.6	45.6
45°	124.6	56.4	43.8	44.6	45.0	45.8	45.1	43.8	45.0	42.7	42.3
47.5°	131.6	56.8	42.9	42.5	43.7	45.1	44.3	42.7	42.3	38.2	37.5
50°	139.0	58.9	42.0	40.8	42.3	44.2	43.2	40.7	38.3	36.2	35.8
52.5°	147.7	62.4	41.2	38.9	40.7	43.2	42.5	39.8	37.3	35.8	35.5
55°	157.3	65.8	40.2	36.7	38.6	42.9	42.7	39.2	35.9	35.2	35.0
57.5°	168.1	68.6	39.0	34.2	36.5	42.0	41.8	37.8	35.5	34.9	34.8
60°	181.6	71.9	36.9	31.3	34.4	40.3	40.1	37.1	34.6	34.1	33.9
62.5°	200.0	78.0	33.3	28.6	32.2	37.3	38.5	35.7	33.3	33.2	33.2
65°	230.3	89.8	29.6	26.3	29.7	34.4	36.4	34.1	32.1	32.6	32.6
67.5°	287.6	105.7	25.8	24.1	27.3	31.6	34.6	32.5	30.8	31.8	31.8
70°	331.8	99.8	22.8	22.0	24.9	29.1	32.3	30.8	29.2	30.9	30.7
72°	302.7	73.1	20.8	20.3	22.9	27.0	30.3	29.2	27.5	28.9	28.5
72.5°	290.6	66.4	20.2	19.8	22.3	26.6	29.9	28.8	27.0	28.4	27.8
75°	253.5	56.0	17.6	17.4	19.8	23.9	27.3	26.7	24.9	25.7	25.1
77.5°	209.8	47.2	14.8	15.2	16.9	21.3	24.6	24.0	22.3	22.2	22.1
80°	98.4	26.3	12.2	12.5	14.2	18.2	21.2	20.8	19.2	19.0	18.7
82.5°	28.5	12.6	9.4	9.6	11.4	14.9	18.2	18.0	16.8	16.5	15.8
85°	5.3	4.1	5.1	6.0	8.3	12.4	16.6	16.2	14.4	13.1	12.1
87.5°	0.3	0.8	1.7	2.9	5.3	9.3	13.4	13.1	11.5	9.9	10.0
90°	0.0	0.0	0.0	0.0	0.0	0.0	0.0	0.0	0.0	0.0	0.0

(END OF REPORT)